



Washing and care instructions for lambskin equestrian products

We assume no liability for defects which result from the failure to follow our washing and care instructions and/or due to improper handling and in the event of changes done to our MATTES® brand products and their repairs which were not done by us.

MATTES® lambskin articles should be washed regularly – **better too often than not often enough**. Proper washing and care (cf. MATTES® special detergent MELP) is very important and will help you to enjoy the product more because it will have a longer life.

⚠ *The Washing and care manuals only apply to MATTES® lambskin articles.*


Before washing / preparation:

Velcro the Velcro fasteners together. Remove the POLY-FLEX® inserts and SADDLE-FIX®. Always wash saddle pads (inside out) and fleece blankets always inside out. Please take **specifics (cf. page 3)** of saddle girths, boots and ear bonnets into account.

This is how to wash your MATTES® lambskin products correctly:



**Wash
at 30° C**




**Add extra
water**

Machine wash, heavy duty programme, at 30 °C. Add 3-4 litres of water about 10 minutes after the programme has started – this can often be done via the detergent drawer. Do not overload the washing machine and spin normally. We recommend machine washing because it is more effective than hand washing. **Please never wash without skin detergent.** Never leave products in the machine after washing. **Take them to drying immediately.**

⚠ *Always wash with skin detergent.
See: MATTES® special detergent MELP.
Please note dosage instructions.*






**MATTES®
special
detergent
MELP**

For best results, please always use our MATTES® special detergent MELP:

MATTES® lambskin articles must be washed with skin detergent, not with wool wash. Commercial detergents **do not replenish lipids** and can contain components which can damage the lambskin. The leather could harden and break, the wool can become brittle and get matted.

MATTES® special detergent MELP was especially developed for lambskin products and is highly concentrated. It contains that same ingredients and components which we use in the production of our lambskins. The special leather and skin detergent is **lipid replenishing**, allowing the leather to remain supple and the wool to remain elastic and resistant. We produce MELP ourselves.



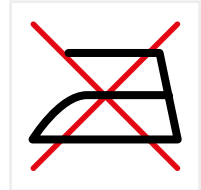
**Do not use
bleach**




**Do not use
wool wash**




**Do not use
fabric softener**



Do not iron



Dry gently



**Do not dry
in the sun**

Tumble dry at 30° C or on cold cycle. As a result, the wool gets open and fluffy and the leather stays soft. **Never let dry in the sun or in another heat source.** Can be air-dried in the shade.

⚠ *Keep pulling the product back into shape when drying.*

Specifics for:

SADDLE GIRTHS

Remove plastic inserts from girths with sewn on lambskin. Always reinsert them after drying. For detachable lambskin, the inserts remain in the base girth when washing. Wash the basic saddle girth in a laundry bag. We recommend that you use the particularly heavy duty MATTES® laundry bag. In the same manner, wash the lambskin cover velcroed together outside of the laundry bag. Only add approximately 2 liters for saddle girths.

① Tip: *apply dubbin to the lambskin cover's leather side.*

PROFESSIONAL BOOTS

Please velcro the boot shell inside to inside and wash in the laundry bag. Wash the lambskin linings outside of the laundry bag in the same wash. Always use our lipid replenishing MATTES® special detergent MELP to protect and care for the leather joint protection patch and the skin. Experience has shown that the lambskin linings should be washed more frequently than the shells.

HI-PRO FLEECE BOOTS

Close all boots completely before washing (zippers and Velcro). Always use our lipid replenishing MATTES® special detergent MELP for conservation and care for the leather joint protection patch.

EAR BONNETS

MATTES® ear bonnets are handcrafted in Europe with high-quality cotton yarn. Wash them in lukewarm water by hand in order to enjoy this wonderful product for a long time.

⚠ *Washing together with other products in the washing machine can distort or destroy the earflaps. Simply lay out to dry and pull into shape.*

Bleeding:

⚠ *Dark and bright colours may bleed onto other materials and onto the horse's hair. This may be intensified through the horse's sweat or through unsuitable laundry detergent. Intensely coloured leather from saddles etc. may also leave stains.*



Why the need for washing?

Because the lambskin can absorb a lot of moisture and only dries slowly, sweat can accumulate in the leather when washed too rarely and your high-quality product will be damaged, or even destroyed. The chemical composition of the sweat can differ from horse to horse. The ammonia in the sweat can corrode the leather and has a stronger effect on the wool when the leather is permanently wet. This is a relatively slow process and only becomes evident when wool starts to fall out and/or cracks appear in the leather, particularly in the seams, can completely disintegrate the leather. This is particularly the case when washed only after long use.

The wool should never stick together because most properties, particularly pressure distribution can get lost. **As long as the lambskin is moist, it should not be brushed.** Gently remove minor soiling from the wool tips in a dry state with a horse brush (soft brush). Please wash rather than brush because it may result in wool being torn out.

When is washing needed?

After each ride, lambskin has to have enough time to dry or to be washed. This is particularly the case if the leather has gotten wet. A major benefit of the lambskin and of particular importance for its function is that the natural wool can absorb 8 times its own weight in moisture. If your product has been soaked in sweat, we recommend (mainly for girth covers) to wash them after use and while wet.

We recommend to frequent riders to use several lambskin saddle pads and girth covers for change and wash them **every two weeks with regular use** (2-3 times per week). The ammonia in sweat can cause leather to disintegrate, therefore regular washing is highly recommended.

If you only ride little or you need to take a break, the lambskin product should be **washed** and stored **absolutely dry** in a **dry location**.

⚠ Please do not store in plastic bags! Always store with moth repellent.

We hope you really enjoy using your MATTES® lambskin product

